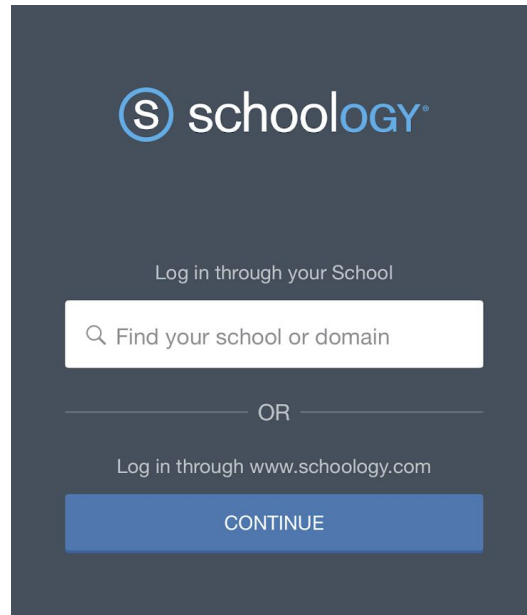

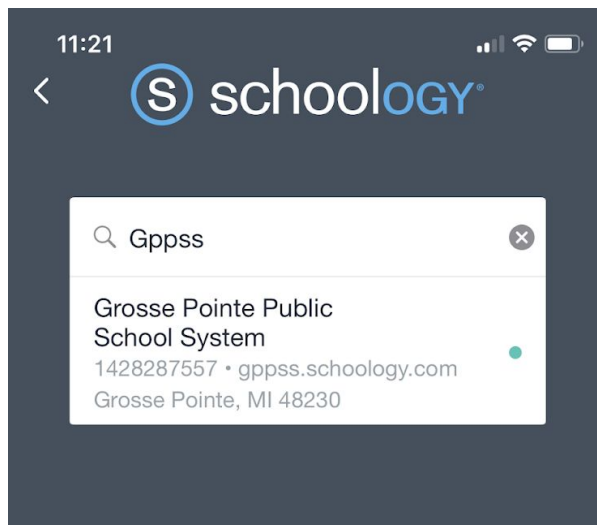


Parent Tutorial Schoology App

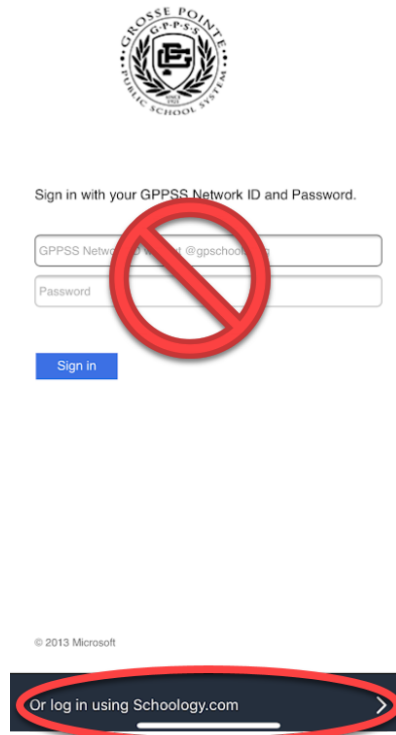
1. Download the Schoology App from the App Store
2. Once the app is opened, you will see the following screen



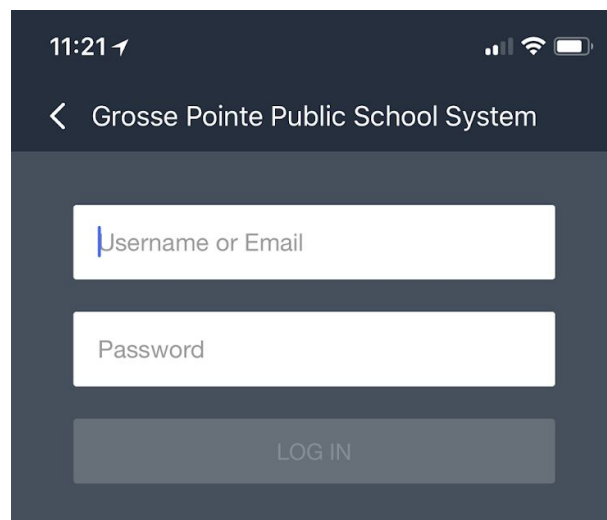
3. Under "Find your School or Domain" type in GPPSS and select "Grosse Pointe Public School System". Once selected, select the arrow on the right.



4. You will then be taken to our GPPSS login. Please ignore this, as this login is only for staff and students. Select the bottom option that says “or log in using Schoology.com”



5. Enter in your Parent Portal information under Username or Email. Please notes that your login is your Parent Portal username with a “P” at the front. (e.g. P14000123)



6. Once you are logged in, you will see a blank page that says “Welcome to Schoology!” Click on the three horizontal lines on the left hand side to access your student(s)’ grades.



7. You will then be taken to a menu. On the left hand side, you will see an option that says, “My Children”. You have the ability to access all grades from there.

