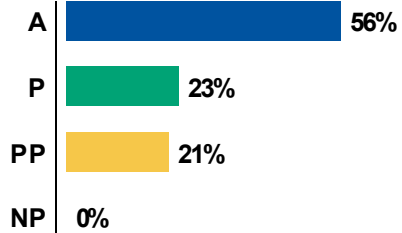


School Demographic Report

Year: 2017 | Assessment: M-STEP | ISD Code: 82000 | ISD Name: Wayne RESA | District Code: 82055 | District Name: Grosse Pointe Public Schools | School Code: 03237 | School Name: Robert Trombly Elementary School

Grade 03 | English Language Arts | All Students

Grade 03: All Students



- A - 1317-1357 Advanced
- P - 1300-1316 Proficient
- PP - 1280-1299 Partially Proficient
- NP - 1203-1279 Not Proficient

Demographic Subgroups	No. of Students Assessed	Mean Scale Score	% at NP	% at PP	% at P	% at A	% at P & A*
All	39	1318	0	21	23	56	79
Gender							
Male	19	1310	0	42	16	42	58
Female	20	1325	0	0	30	70	100
Ethnicity							
American Indian or Alaska Native	<						
Asian	<						
Black or African American	<						
Hispanic or Latino	<						
Native Hawaiian or Other Pacific Islander	<						
Two or More Races	<						
White	27	1321	0	11	22	67	89
Additional Reporting Groups							
Economically Disadvantaged: Yes	<						
Economically Disadvantaged: No	35	1319	0	17	23	60	83
English Learner: Yes	<						
English Learner: No	39	1318	0	21	23	56	79
Former English Learner: Yes	<						
Former English Learner: No	39	1318	0	21	23	56	79
Migrant: Yes	<						
Migrant: No	39	1318	0	21	23	56	79
Homeless: Yes	<						
Homeless: No	39	1318	0	21	23	56	79
Accommodation							
Standard Accommodation - all students	<						
Nonstandard Accommodation - all students	<						
Standard Accommodation - EL only	<						
Nonstandard Accommodation - EL only	<						

< No summary scores provided if less than 10 students.

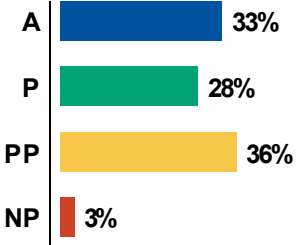
* Value may not equal the exact sum of Proficient and Advanced due to rounding.

School Demographic Report

Year: 2017 | Assessment: M-STEP | ISD Code: 82000 | ISD Name: Wayne RESA | District Code: 82055 | District Name: Grosse Pointe Public Schools | School Code: 03237 | School Name: Robert Trombly Elementary School

Grade 03 | Mathematics | All Students

Grade 03: All Students



■ A - 1321-1361 Advanced
■ P - 1300-1320 Proficient
■ PP - 1281-1299 Partially Proficient
■ NP - 1217-1280 Not Proficient

Demographic Subgroups	No. of Students Assessed	Mean Scale Score	% at NP	% at PP	% at P	% at A	% at P & A*
All	39	1311	3	36	28	33	62
Gender							
Male	19	1308	0	42	37	21	58
Female	20	1313	5	30	20	45	65
Ethnicity							
American Indian or Alaska Native	<						
Asian	<						
Black or African American	<						
Hispanic or Latino	<						
Native Hawaiian or Other Pacific Islander	<						
Two or More Races	<						
White	27	1313	0	30	30	41	70
Additional Reporting Groups							
Economically Disadvantaged: Yes	<						
Economically Disadvantaged: No	35	1313	0	31	31	37	69
English Learner: Yes	<						
English Learner: No	39	1311	3	36	28	33	62
Former English Learner: Yes	<						
Former English Learner: No	39	1311	3	36	28	33	62
Migrant: Yes	<						
Migrant: No	39	1311	3	36	28	33	62
Homeless: Yes	<						
Homeless: No	39	1311	3	36	28	33	62
Accommodation							
Standard Accommodation - all students	<						
Nonstandard Accommodation - all students	<						
Standard Accommodation - EL only	<						
Nonstandard Accommodation - EL only	<						

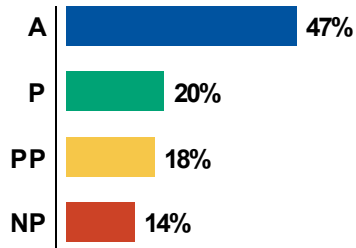
< No summary scores provided if less than 10 students.
 * Value may not equal the exact sum of Proficient and Advanced due to rounding.

School Demographic Report

Year: 2017 | Assessment: M-STEP | ISD Code: 82000 | ISD Name: Wayne RESA | District Code: 82055 | District Name: Grosse Pointe Public Schools | School Code: 03237 | School Name: Robert Trombly Elementary School

Grade 04 | English Language Arts | All Students

Grade 04: All Students



- A - 1417-1454 Advanced
- P - 1400-1416 Proficient
- PP - 1383-1399 Partially Proficient
- NP - 1301-1382 Not Proficient

Demographic Subgroups	No. of Students Assessed	Mean Scale Score	% at NP	% at PP	% at P	% at A	% at P & A*
All	49	1409	14	18	20	47	67
Gender							
Male	28	1408	18	18	18	46	64
Female	21	1411	10	19	24	48	71
Ethnicity							
American Indian or Alaska Native	<						
Asian	<						
Black or African American	<						
Hispanic or Latino	<						
Native Hawaiian or Other Pacific Islander	<						
Two or More Races	<						
White	40	1410	13	18	25	45	70
Additional Reporting Groups							
Economically Disadvantaged: Yes	<						
Economically Disadvantaged: No	46	1409	13	20	22	46	67
English Learner: Yes	<						
English Learner: No	49	1409	14	18	20	47	67
Former English Learner: Yes	<						
Former English Learner: No	49	1409	14	18	20	47	67
Migrant: Yes	<						
Migrant: No	49	1409	14	18	20	47	67
Homeless: Yes	<						
Homeless: No	48	1410	13	19	21	48	69
Accommodation							
Standard Accommodation - all students	<						
Nonstandard Accommodation - all students	<						
Standard Accommodation - EL only	<						
Nonstandard Accommodation - EL only	<						

< No summary scores provided if less than 10 students.

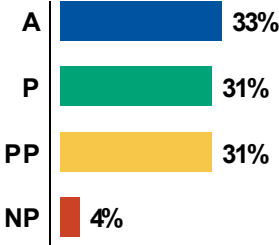
* Value may not equal the exact sum of Proficient and Advanced due to rounding.

School Demographic Report

Year: 2017 | Assessment: M-STEP | ISD Code: 82000 | ISD Name: Wayne RESA | District Code: 82055 | District Name: Grosse Pointe Public Schools | School Code: 03237 | School Name: Robert Trombly Elementary School

Grade 04 | Mathematics | All Students

Grade 04: All Students



■ A - 1420-1455 Advanced
■ P - 1400-1419 Proficient
■ PP - 1376-1399 Partially Proficient
■ NP - 1310-1375 Not Proficient

Demographic Subgroups	No. of Students Assessed	Mean Scale Score	% at NP	% at PP	% at P	% at A	% at P & A*
All	48	1412	4	31	31	33	65
Gender							
Male	28	1417	7	18	32	43	75
Female	20	1405	0	50	30	20	50
Ethnicity							
American Indian or Alaska Native	<						
Asian	<						
Black or African American	<						
Hispanic or Latino	<						
Native Hawaiian or Other Pacific Islander	<						
Two or More Races	<						
White	39	1411	5	31	33	31	64
Additional Reporting Groups							
Economically Disadvantaged: Yes	<						
Economically Disadvantaged: No	45	1412	4	31	31	33	64
English Learner: Yes	<						
English Learner: No	48	1412	4	31	31	33	65
Former English Learner: Yes	<						
Former English Learner: No	48	1412	4	31	31	33	65
Migrant: Yes	<						
Migrant: No	48	1412	4	31	31	33	65
Homeless: Yes	<						
Homeless: No	47	1412	4	30	32	34	66
Accommodation							
Standard Accommodation - all students	<						
Nonstandard Accommodation - all students	<						
Standard Accommodation - EL only	<						
Nonstandard Accommodation - EL only	<						

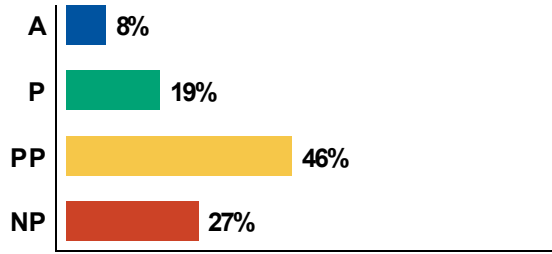
< No summary scores provided if less than 10 students.
 * Value may not equal the exact sum of Proficient and Advanced due to rounding.

School Demographic Report

Year: 2017 | Assessment: M-STEP | ISD Code: 82000 | ISD Name: Wayne RESA | District Code: 82055 | District Name: Grosse Pointe Public Schools | School Code: 03237 | School Name: Robert Trombly Elementary School

Grade 04 | Science | All Students

Grade 04: All Students



■ A - 1410-1442 Advanced
■ P - 1400-1409 Proficient
■ PP - 1374-1399 Partially Proficient
■ NP - 1280-1373 Not Proficient

Demographic Subgroups	No. of Students Assessed	Mean Scale Score	% at NP	% at PP	% at P	% at A	% at P & A*
All	48	1386	27	46	19	8	27
Gender							
Male	28	1389	21	43	25	11	36
Female	20	1382	35	50	10	5	15
Ethnicity							
American Indian or Alaska Native	<						
Asian	<						
Black or African American	<						
Hispanic or Latino	<						
Native Hawaiian or Other Pacific Islander	<						
Two or More Races	<						
White	39	1384	28	49	18	5	23
Additional Reporting Groups							
Economically Disadvantaged: Yes	<						
Economically Disadvantaged: No	45	1385	27	47	20	7	27
English Learner: Yes	<						
English Learner: No	48	1386	27	46	19	8	27
Former English Learner: Yes	<						
Former English Learner: No	48	1386	27	46	19	8	27
Migrant: Yes	<						
Migrant: No	48	1386	27	46	19	8	27
Homeless: Yes	<						
Homeless: No	47	1386	26	47	19	9	28
Accommodation							
Standard Accommodation - all students	<						
Nonstandard Accommodation - all students	<						
Standard Accommodation - EL only	<						
Nonstandard Accommodation - EL only	<						

< No summary scores provided if less than 10 students.

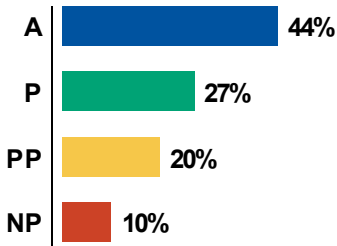
* Value may not equal the exact sum of Proficient and Advanced due to rounding.

School Demographic Report

Year: 2017 | Assessment: M-STEP | ISD Code: 82000 | ISD Name: Wayne RESA | District Code: 82055 | District Name: Grosse Pointe Public Schools | School Code: 03237 | School Name: Robert Trombly Elementary School

Grade 05 | English Language Arts | All Students

Grade 05: All Students



■ A - 1524-1560 Advanced
■ P - 1500-1523 Proficient
■ PP - 1481-1499 Partially Proficient
■ NP - 1409-1480 Not Proficient

Demographic Subgroups	No. of Students Assessed	Mean Scale Score	% at NP	% at PP	% at P	% at A	% at P & A*
All	41	1513	10	20	27	44	71
Gender							
Male	23	1510	13	22	35	30	65
Female	18	1516	6	17	17	61	78
Ethnicity							
American Indian or Alaska Native	<						
Asian	<						
Black or African American	<						
Hispanic or Latino	<						
Native Hawaiian or Other Pacific Islander	<						
Two or More Races	<						
White	31	1516	6	16	32	45	77
Additional Reporting Groups							
Economically Disadvantaged: Yes	<						
Economically Disadvantaged: No	37	1511	11	22	27	41	68
English Learner: Yes	<						
English Learner: No	40	1515	8	20	28	45	73
Former English Learner: Yes	<						
Former English Learner: No	41	1513	10	20	27	44	71
Migrant: Yes	<						
Migrant: No	41	1513	10	20	27	44	71
Homeless: Yes	<						
Homeless: No	41	1513	10	20	27	44	71
Accommodation							
Standard Accommodation - all students	<						
Nonstandard Accommodation - all students	<						
Standard Accommodation - EL only	<						
Nonstandard Accommodation - EL only	<						

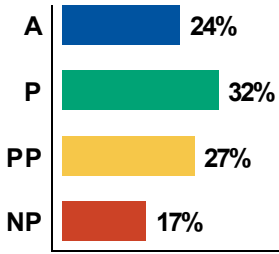
< No summary scores provided if less than 10 students.
 * Value may not equal the exact sum of Proficient and Advanced due to rounding.

School Demographic Report

Year: 2017 | Assessment: M-STEP | ISD Code: 82000 | ISD Name: Wayne RESA | District Code: 82055 | District Name: Grosse Pointe Public Schools | School Code: 03237 | School Name: Robert Trombly Elementary School

Grade 05 | Mathematics | All Students

Grade 05: All Students



■ A - 1515-1550 Advanced
■ P - 1500-1514 Proficient
■ PP - 1478-1499 Partially Proficient
■ NP - 1409-1477 Not Proficient

Demographic Subgroups	No. of Students Assessed	Mean Scale Score	% at NP	% at PP	% at P	% at A	% at P & A*
All	41	1501	17	27	32	24	56
Gender							
Male	23	1504	13	26	30	30	61
Female	18	1496	22	28	33	17	50
Ethnicity							
American Indian or Alaska Native	<						
Asian	<						
Black or African American	<						
Hispanic or Latino	<						
Native Hawaiian or Other Pacific Islander	<						
Two or More Races	<						
White	31	1505	13	26	35	26	61
Additional Reporting Groups							
Economically Disadvantaged: Yes	<						
Economically Disadvantaged: No	37	1501	19	24	32	24	57
English Learner: Yes	<						
English Learner: No	40	1502	15	28	33	25	58
Former English Learner: Yes	<						
Former English Learner: No	41	1501	17	27	32	24	56
Migrant: Yes	<						
Migrant: No	41	1501	17	27	32	24	56
Homeless: Yes	<						
Homeless: No	41	1501	17	27	32	24	56
Accommodation							
Standard Accommodation - all students	<						
Nonstandard Accommodation - all students	<						
Standard Accommodation - EL only	<						
Nonstandard Accommodation - EL only	<						

< No summary scores provided if less than 10 students.

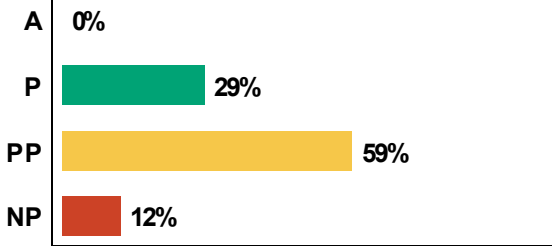
* Value may not equal the exact sum of Proficient and Advanced due to rounding.

School Demographic Report

Year: 2017 | Assessment: M-STEP | ISD Code: 82000 | ISD Name: Wayne RESA | District Code: 82055 | District Name: Grosse Pointe Public Schools | School Code: 03237 | School Name: Robert Trombly Elementary School

Grade 05 | Social Studies | All Students

Grade 05: All Students



- A - 1530-1568 Advanced
- P - 1500-1529 Proficient
- PP - 1458-1499 Partially Proficient
- NP - 1395-1457 Not Proficient

Demographic Subgroups	No. of Students Assessed	Mean Scale Score	% at NP	% at PP	% at P	% at A	% at P & A*
All	41	1485	12	59	29	0	29
Gender							
Male	23	1484	9	61	30	0	30
Female	18	1486	17	56	28	0	28
Ethnicity							
American Indian or Alaska Native	<						
Asian	<						
Black or African American	<						
Hispanic or Latino	<						
Native Hawaiian or Other Pacific Islander	<						
Two or More Races	<						
White	31	1487	13	52	35	0	35
Additional Reporting Groups							
Economically Disadvantaged: Yes	<						
Economically Disadvantaged: No	37	1484	14	57	30	0	30
English Learner: Yes	<						
English Learner: No	40	1486	10	60	30	0	30
Former English Learner: Yes	<						
Former English Learner: No	41	1485	12	59	29	0	29
Migrant: Yes	<						
Migrant: No	41	1485	12	59	29	0	29
Homeless: Yes	<						
Homeless: No	41	1485	12	59	29	0	29
Accommodation							
Standard Accommodation - all students	<						
Nonstandard Accommodation - all students	<						
Standard Accommodation - EL only	<						
Nonstandard Accommodation - EL only	<						

< No summary scores provided if less than 10 students.
 * Value may not equal the exact sum of Proficient and Advanced due to rounding.