


# Alphabet Stroke Chart



## Formation of the Manuscript Letters and Numbers



The following chart is provided for reference for parents and teachers who are assisting students in practicing letter and number formation. The students should write in a size appropriate to their grade level and muscle coordination, preferably on lined paper.



a 1.  2. 

a 1.  2. 



c 1. 


d 1.  2. 

e 1.  2. 

f 1.  2. 

g 1.  2. 


h 1.  2. 



i 1.  2. 


j 1.  2. 



k 1.  2.  3. 

l 1. 




m 1.  2.  3. 

n 1.  2. 

o 1. 



p 1.  2. 




A 1.  2.  3. 

A 1.  2.  3. 

C 1. 




D 1.  2. 

E 1.  2.  3.  4. 

F 1.  2.  3. 

G 1.  2. 

H 1.  2.  3. 



I 1.  2.  3. 


J 1.  2. 

K 1.  2.  3. 

L 1.  2. 

M 1.  2.  3.  4. 

N 1.  2.  3. 

O 1. 

P 1.  2. 

q 1 q 2 q

r 1 r 2 r

s 1 s

s 1 s

u 1 u 2 u

v 1 v 2 v

w 1 w 2 w 3 w 4 w

w 1 w 2 w 3 w 4 w

y 1 y 2 y

z 1 z 2 z 3 z

Q 1 Q 2 Q

R 1 R 2 R 3 R

S 1 S

S 1 S

U 1 U

V 1 V 2 V

W 1 W 2 W 3 W 4 W

W 1 W 2 W 3 W 4 W

Y 1 Y 2 Y 3 Y

Z 1 Z 2 Z 3 Z

0 1 0

1 1

2 1 2 2

3 1 3 3

4 1 4 2 4 3 4

5 1 5 2 5 3 5

6 1 6

7 1 7 2 7

8 1 8

9 1 9 2 9